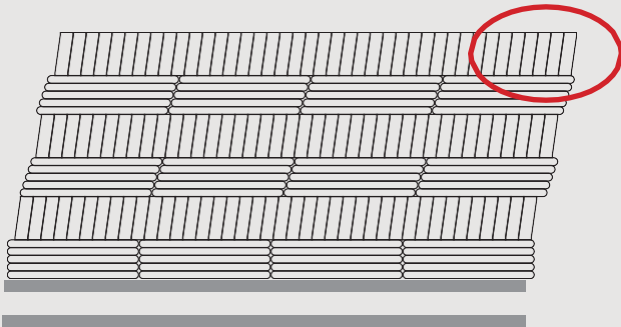


Unacceptable Pallet Configurations

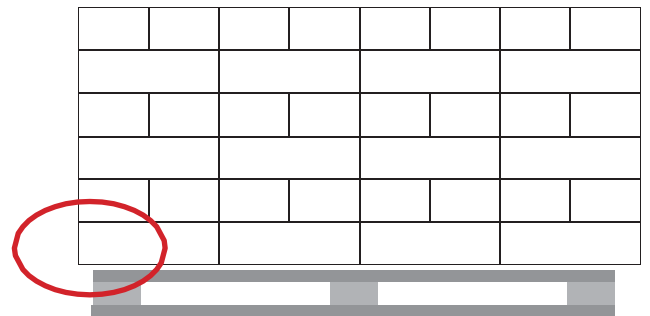
Please note that palletised consignments collected by LMC Express (Pty) Ltd in any of the conditions as indicated below will not be accepted and must be re-packed by yourselves.

LMC Express (Pty) Ltd charges R300.00 excl. vat per pallet to be re-packed and we do not accept any liability for shortages, damages if re-packed by our staff or loaded when not adhering to our requirements.



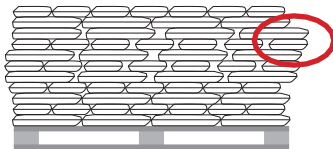
LOAD SHIFTING

Can not be transported without subsequent damage.



PRODUCT OVER-HANG

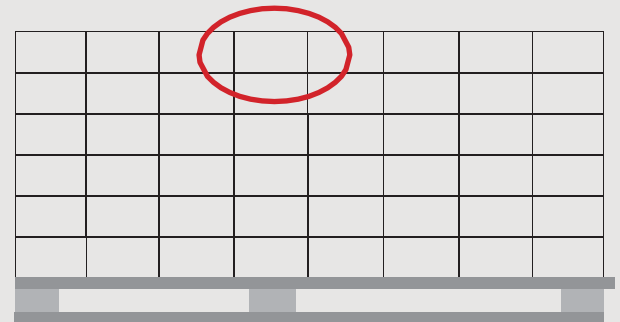
Can not be transported without subsequent damage.



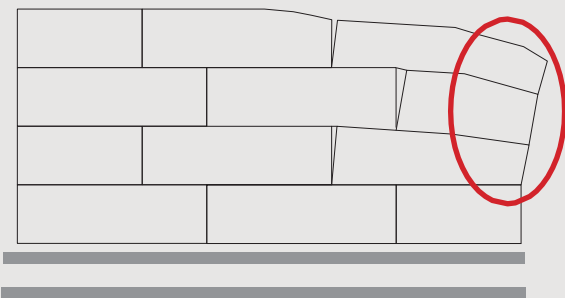
Product (bags or buckets) slipping due to lack of package surface adhesion. Use of **slip sheets** would assist in keeping stable configuration.

Empty pallet must be covered with a layer of cardboard prior to loading the first layer of buckets as well as inserting cardboard between the layers of buckets in order to stabilize the load.

- Minimum 5 layers of shrink-wrap required for consignments consisting of buckets and bags.
- One (1) to Five (5) kg buckets must be packed in boxes.
- Ten (10) kg buckets may be stacked three (3) levels high.
- Twenty (20) kg buckets may be stacked two (2) levels high.

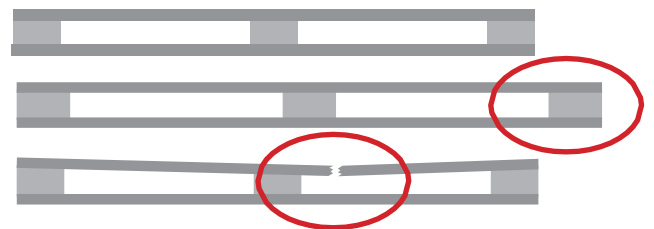


Poor carton configuration resulting in unstable load. Essential that all loads be **shrink-wrapped**.



PRODUCT DAMAGE

Possibly due to poor quality packaging material.



INCORRECT SIZE AND / OR BROKEN AND WEAK PALLET
Pallets must be strong with no broken slats or weak spots.

CAPE TOWN

021 551 7668

customer@lmcexpress.co.za

JOHANNESBURG

011 974 6428

maxwell@lmcexpress.co.za

DURBAN

083 627 9650

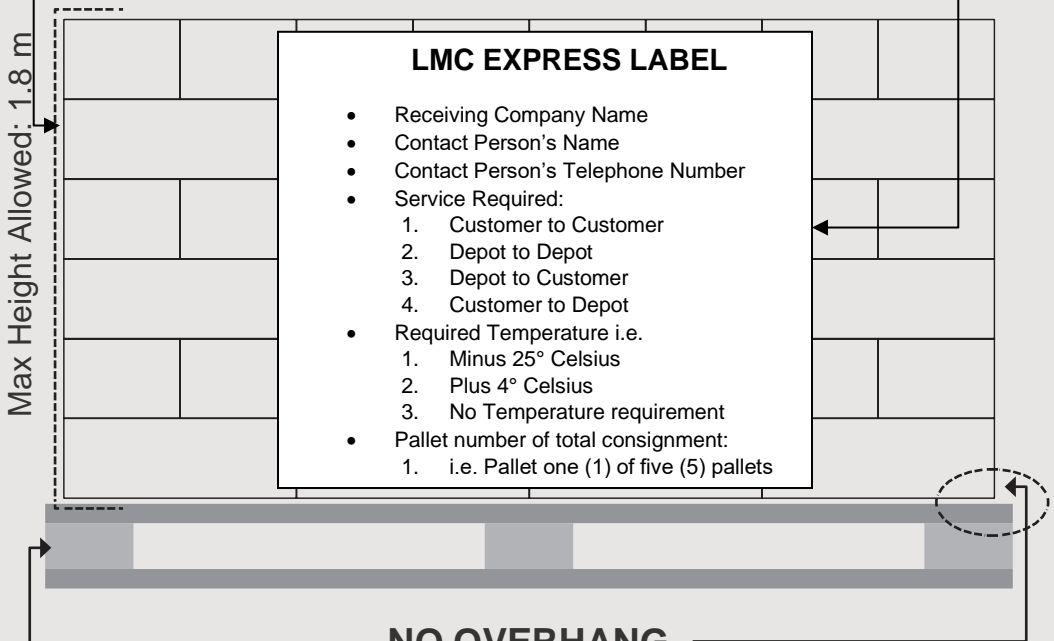
mitchell@lmcexpress.co.za

THE PERFECT PALLET

The **shrink-wrap** must be tied around the foot of the pallet and then around and over the top of the pallet. If the shrink-wrap is not tied around the foot of the pallet, the consignment will shift off the pallet as it is not secured to the pallet.

Labelled on all four (4) sides with the
Receiving Customer's Details.

We prefer that you use the prescribed **LMC Express label**, which you receive with every booking confirmation.



Standard four (4) way entry pallet with dimensions of
1 m x 1.2 m x 1.8 m

Maximum Gross Weight Allowed:

950 Kilograms for route JHB – CPT – JHB

850 Kilograms for all other routes

Half pallet specification



- ✓ Flat top, covered with a cardboard.
- ✓ Pallet: 1 x 1,2 m footprint; four-way entry.
- ✓ Loaded height: 90 cm/900mm.
- ✓ Weight: on route CPT – JHB / JHB – CPT: 450kg
- ✓ All other routes: 425 kg.
- ✓ Correctly labeled and shrink-wrapped, top of pallet wrapped as well.
- ✓ Information on label and POD overrides information on the Booking.
- ✓ Penalty of R3,50 per kg if weight is exceeded.
- ✓ Full pallet rate will be charged if height is exceeded; top of loaded pallet not flat and covered with hardboard.
- ✓ Half pallet service only available on selected routes.
- ✓ Half pallets will be stacked on top of each other: ensure that your packaging is strong enough.
- ✓ Our General T&C apply in all other aspects.
- ✓ Bookings for full pallets may not be changed to half pallets on the day of loading: we have already reserved a full pallet space for the client in our planning.

